

## LOUISIANA

**Table 48 Selected Drug Use, Perceptions of Great Risk, Past Year Substance Use Disorder and Treatment, and Past Year Mental Health Measures in Louisiana, by Age Group: Percentages, Annual Averages Based on 2015-2016 NSDUHs**

Measure	12+	12-17	18-25	26+	18+
<b>ILLCIT DRUGS</b>					
Past Month Illicit Drug Use <sup>1,2</sup>	8.92	7.29	21.50	6.98	9.09
Past Year Marijuana Use	11.22	10.20	28.25	8.45	11.33
Past Month Marijuana Use	6.82	5.70	17.46	5.15	6.94
Perceptions of Great Risk from Smoking Marijuana Once a Month	31.80	31.97	17.75	34.19	31.78
First Use of Marijuana <sup>3,4</sup>	1.66	4.68	6.45	0.28	1.15
Past Month Illicit Drug Use Other Than Marijuana <sup>1,2</sup>	3.83	3.02	8.57	3.13	3.92
Past Year Cocaine Use	1.69	0.29	4.41	1.40	1.84
Perceptions of Great Risk from Using Cocaine Once a Month	75.14	56.87	68.26	78.58	77.07
Past Year Heroin Use	0.22	0.06	0.39	0.20	0.23
Perceptions of Great Risk from Trying Heroin Once or Twice	86.42	64.84	82.65	89.71	88.68
Past Year Misuse of Pain Relievers <sup>2,5</sup>	4.57	3.93	7.64	4.12	4.63
<b>ALCOHOL</b>					
Past Month Alcohol Use	50.36	10.55	55.58	54.42	54.59
Past Month Binge Alcohol Use <sup>6</sup>	26.31	5.64	36.98	27.07	28.51
Perceptions of Great Risk from Having Five or More Drinks of an Alcoholic Beverage Once or Twice a Week	44.48	45.81	39.49	45.16	44.33
Past Month Alcohol Use <sup>7</sup> (Individuals Aged 12 to 20)	22.73	--	--	--	--
Past Month Binge Alcohol Use <sup>6,7</sup> (Individuals Aged 12 to 20)	13.59	--	--	--	--
<b>TOBACCO PRODUCTS</b>					
Past Month Tobacco Product Use <sup>8</sup>	30.58	7.94	35.74	32.52	32.99
Past Month Cigarette Use	25.84	5.65	29.82	27.67	27.98
Perceptions of Great Risk from Smoking One or More Packs of Cigarettes per Day	68.68	66.19	66.72	69.32	68.94
<b>PAST YEAR SUBSTANCE USE DISORDER AND TREATMENT</b>					
Illicit Drug Use Disorder <sup>1,2,9</sup>	2.75	2.60	6.49	2.13	2.77
Pain Reliever Use Disorder <sup>2,5,9</sup>	0.83	0.50	1.04	0.83	0.86
Alcohol Use Disorder <sup>9</sup>	6.51	2.60	10.02	6.40	6.93
Substance Use Disorder <sup>1,2,9</sup>	8.09	4.34	13.68	7.60	8.48
Needing But Not Receiving Treatment for Illicit Drug Use <sup>1,2,10</sup>	2.37	2.30	6.24	1.72	2.38
Needing But Not Receiving Treatment for Alcohol Use <sup>10</sup>	5.99	2.50	8.87	5.93	6.36
Needing But Not Receiving Treatment for Substance Use <sup>1,2,10</sup>	7.54	4.32	13.11	7.00	7.88
<b>PAST YEAR MENTAL HEALTH ISSUES</b>					
Serious Mental Illness <sup>4,11</sup>	--	--	4.97	4.45	4.53
Any Mental Illness <sup>4,11</sup>	--	--	16.91	17.38	17.31
Received Mental Health Services <sup>12</sup>	--	--	10.71	13.80	13.35
Had Serious Thoughts of Suicide <sup>13</sup>	--	--	7.78	3.64	4.24
Major Depressive Episode <sup>4,14</sup>	--	10.15	7.79	6.27	6.49

-- Not available.

NOTE: Estimates are based on a survey-weighted hierarchical Bayes estimation approach.

<sup>1</sup> Illicit Drug Use includes the misuse of prescription psychotherapeutics or the use of marijuana, cocaine (including crack), heroin, hallucinogens, inhalants, or methamphetamine. Illicit Drug Use Other Than Marijuana includes the misuse of prescription psychotherapeutics or the use of cocaine (including crack), heroin, hallucinogens, inhalants, or methamphetamine.

<sup>2</sup> Misuse of prescription psychotherapeutics is defined as use in any way not directed by a doctor, including use without a prescription of one's own; use in greater amounts, more often, or longer than told; or use in any other way not directed by a doctor. Prescription psychotherapeutics do not include over-the-counter drugs.

<sup>3</sup> First Use of Marijuana is defined as follows:  $Average\ annual\ initiation\ of\ marijuana\ (\%) = 100 * \{ [X_1 + (0.5 * X_1 + X_2)] \div 2 \}$ , where  $X_1$  is the number of marijuana initiates in the past 24 months and  $X_2$  is the number of individuals who never used marijuana (with the at-risk population defined as  $0.5 * X_1 + X_2$ ). Both of the computation components,  $X_1$  and  $X_2$ , are based on a survey-weighted hierarchical Bayes estimation approach. The age group shown is based on a respondent's age at the time of the interview, not his or her age at first use.

<sup>4</sup> For details, see Section B of the "2015-2016 NSDUH: Guide to State Tables and Summary of Small Area Estimation Methodology" at <https://www.samhsa.gov/data/>.

<sup>5</sup> Prescription psychotherapeutic subtypes were revised in 2016; one effect was the comparability of codeine products between 2015 and 2016.

<sup>6</sup> Binge Alcohol Use is defined as drinking five or more drinks (for males) or four or more drinks (for females) on the same occasion (i.e., at the same time or within a couple of hours of each other) on at least 1 day in the past 30 days. In 2015, the definition for females changed from five to four drinks.

<sup>7</sup> Underage drinking is defined for individuals aged 12 to 20; therefore, the "12+" estimate reflects that age group and not individuals aged 12 or older.

<sup>8</sup> Tobacco Products include cigarettes, smokeless tobacco (i.e., snuff, dip, chewing tobacco, or "snus"), cigars, or pipe tobacco.

<sup>9</sup> Substance Use Disorder is defined as meeting criteria for illicit drug or alcohol dependence or abuse. Dependence or abuse is based on definitions found in the 4th edition of the *Diagnostic and Statistical Manual of Mental Disorders* (DSM-IV).

<sup>10</sup> Respondents were classified as needing treatment for a substance use problem if they met the criteria for a substance use disorder as defined in the 4th edition of the *Diagnostic and Statistical Manual of Mental Disorders* (DSM-IV) or received treatment for illicit drug or alcohol use at a specialty facility (i.e., drug and alcohol rehabilitation facility [inpatient or outpatient], hospital [inpatient only], or mental health center).

<sup>11</sup> Mental illness is defined as having a diagnosable mental, behavioral, or emotional disorder, other than a developmental or substance use disorder, assessed by the Mental Health Surveillance Study (MHSS) *Structured Clinical Interview for the Diagnostic and Statistical Manual of Mental Disorders—Fourth Edition—Research Version—Axis I Disorders* (MHSS-SCID), which is based on the 4th edition of the *Diagnostic and Statistical Manual of Mental Disorders* (DSM-IV). Any mental illness (AMI) includes adults with any mental disorder regardless of whether their disorder resulted in functional impairment. Serious mental illness (SMI) includes adults with any mental disorder that resulted in serious functional impairment.

<sup>12</sup> Mental health services are defined as having received inpatient treatment/counseling or outpatient treatment/counseling or having used prescription medication for problems with emotions, nerves, or mental health. Respondents were not to include treatment for drug or alcohol use.

<sup>13</sup> Respondents were asked, "At any time in the past 12 months, did you seriously think about trying to kill yourself?" If they answered "Yes," they were categorized as having serious thoughts of suicide in the past year.

<sup>14</sup> Major depressive episode (MDE) is defined as in the 4th edition of the *Diagnostic and Statistical Manual of Mental Disorders* (DSM-IV), which specifies a period of at least 2 weeks when an individual experienced a depressed mood or loss of interest or pleasure in daily activities and had a majority of specified depression symptoms. There are minor wording differences in the questions in the adult and adolescent MDE modules. Therefore, data from youths aged 12 to 17 were not combined with data from adults aged 18 or older to produce an estimate for those aged 12 or older.

Source: SAMHSA, Center for Behavioral Health Statistics and Quality, National Survey on Drug Use and Health, 2015 and 2016.

## UNITED STATES

**Table 2 Selected Drug Use, Perceptions of Great Risk, Past Year Substance Use Disorder and Treatment, and Past Year Mental Health Measures in the United States, by Age Group: Percentages, Annual Averages Based on 2015-2016 NSDUHs**

Measure	12+	12-17	18-25	26+	18+
<b>ILLICIT DRUGS</b>					
Past Month Illicit Drug Use <sup>1,2</sup>	10.36	8.34	22.75	8.54	10.57
Past Year Marijuana Use	13.71	12.29	32.60	10.73	13.85
Past Month Marijuana Use	8.60	6.75	20.30	6.88	8.79
Perceptions of Great Risk from Smoking Marijuana Once a Month	28.41	27.17	14.32	30.92	28.54
First Use of Marijuana <sup>3,4</sup>	1.96	5.25	7.74	0.39	1.40
Past Month Illicit Drug Use Other Than Marijuana <sup>1,2</sup>	3.42	2.71	7.32	2.86	3.50
Past Year Cocaine Use	1.84	0.58	5.46	1.39	1.97
Perceptions of Great Risk from Using Cocaine Once a Month	71.89	56.54	65.07	74.84	73.44
Past Year Heroin Use	0.33	0.07	0.64	0.31	0.36
Perceptions of Great Risk from Trying Heroin Once or Twice	85.44	65.41	82.80	88.23	87.45
Past Year Misuse of Pain Relievers <sup>2,5</sup>	4.46	3.72	7.82	4.00	4.54
<b>ALCOHOL</b>					
Past Month Alcohol Use	51.21	9.40	57.75	55.10	55.48
Past Month Binge Alcohol Use <sup>6</sup>	24.58	5.33	38.69	24.52	26.54
Perceptions of Great Risk from Having Five or More Drinks of an Alcoholic Beverage Once or Twice a Week	44.30	43.30	36.91	45.66	44.41
Past Month Alcohol Use <sup>7</sup> (Individuals Aged 12 to 20)	19.83	--	--	--	--
Past Month Binge Alcohol Use <sup>6,7</sup> (Individuals Aged 12 to 20)	12.71	--	--	--	--
<b>TOBACCO PRODUCTS</b>					
Past Month Tobacco Product Use <sup>8</sup>	23.72	5.66	31.48	24.58	25.56
Past Month Cigarette Use	19.23	3.80	25.12	20.09	20.81
Perceptions of Great Risk from Smoking One or More Packs of Cigarettes per Day	72.80	68.71	68.29	74.04	73.22
<b>PAST YEAR SUBSTANCE USE DISORDER AND TREATMENT</b>					
Illicit Drug Use Disorder <sup>1,2,9</sup>	2.81	3.30	7.14	2.04	2.76
Pain Reliever Use Disorder <sup>2,5,9</sup>	0.71	0.55	1.03	0.67	0.72
Alcohol Use Disorder <sup>9</sup>	5.73	2.23	10.80	5.31	6.09
Substance Use Disorder <sup>1,2,9</sup>	7.62	4.61	15.20	6.72	7.93
Needing But Not Receiving Treatment for Illicit Drug Use <sup>1,2,10</sup>	2.53	3.14	6.62	1.78	2.47
Needing But Not Receiving Treatment for Alcohol Use <sup>10</sup>	5.48	2.15	10.47	5.05	5.82
Needing But Not Receiving Treatment for Substance Use <sup>1,2,10</sup>	7.08	4.38	14.34	6.20	7.36
<b>PAST YEAR MENTAL HEALTH ISSUES</b>					
Serious Mental Illness <sup>4,11</sup>	--	--	5.46	3.91	4.13
Any Mental Illness <sup>4,11</sup>	--	--	21.89	17.44	18.07
Received Mental Health Services <sup>12</sup>	--	--	12.28	14.61	14.28
Had Serious Thoughts of Suicide <sup>13</sup>	--	--	8.57	3.30	4.04
Major Depressive Episode <sup>4,14</sup>	--	12.63	10.59	6.06	6.70

-- Not available.

NOTE: The percentages in this table are based on national design-based estimates.

<sup>1</sup> Illicit Drug Use includes the misuse of prescription psychotherapeutics or the use of marijuana, cocaine (including crack), heroin, hallucinogens, inhalants, or methamphetamine. Illicit Drug Use Other Than Marijuana includes the misuse of prescription psychotherapeutics or the use of cocaine (including crack), heroin, hallucinogens, inhalants, or methamphetamine.<sup>2</sup> Misuse of prescription psychotherapeutics is defined as use in any way not directed by a doctor, including use without a prescription of one's own; use in greater amounts, more often, or longer than told; or use in any other way not directed by a doctor. Prescription psychotherapeutics do not include over-the-counter drugs.<sup>3</sup> First Use of Marijuana is defined as follows:  $Average\ annual\ initiation\ of\ marijuana\ (\%) = 100 * \{ [X_1 + (0.5 * X_1 + X_2)] \div 2 \}$ , where  $X_1$  is the number of marijuana initiates in the past 24 months and  $X_2$  is the number of individuals who never used marijuana (with the at-risk population defined as  $0.5 * X_1 + X_2$ ). Both of the computation components,  $X_1$  and  $X_2$ , are based on a survey-weighted hierarchical Bayes estimation approach. The age group shown is based on a respondent's age at the time of the interview, not his or her age at first use.<sup>4</sup> For details, see Section B of the "2015-2016 NSDUH: Guide to State Tables and Summary of Small Area Estimation Methodology" at <https://www.samhsa.gov/data/>.<sup>5</sup> Prescription psychotherapeutic subtypes were revised in 2016; one effect was the comparability of codeine products between 2015 and 2016.<sup>6</sup> Binge Alcohol Use is defined as drinking five or more drinks (for males) or four or more drinks (for females) on the same occasion (i.e., at the same time or within a couple of hours of each other) on at least 1 day in the past 30 days. In 2015, the definition for females changed from five to four drinks.<sup>7</sup> Underage drinking is defined for individuals aged 12 to 20; therefore, the "12+" estimate reflects that age group and not individuals aged 12 or older.<sup>8</sup> Tobacco Products include cigarettes, smokeless tobacco (i.e., snuff, dip, chewing tobacco, or "snus"), cigars, or pipe tobacco.<sup>9</sup> Substance Use Disorder is defined as meeting criteria for illicit drug or alcohol dependence or abuse. Dependence or abuse is based on definitions found in the 4th edition of the *Diagnostic and Statistical Manual of Mental Disorders* (DSM-IV).<sup>10</sup> Respondents were classified as needing treatment for a substance use problem if they met the criteria for a substance use disorder as defined in the 4th edition of the *Diagnostic and Statistical Manual of Mental Disorders* (DSM-IV) or received treatment for illicit drug or alcohol use at a specialty facility (i.e., drug and alcohol rehabilitation facility [inpatient or outpatient], hospital [inpatient only], or mental health center).<sup>11</sup> Mental illness is defined as having a diagnosable mental, behavioral, or emotional disorder, other than a developmental or substance use disorder, assessed by the Mental Health Surveillance Study (MHSS) *Structured Clinical Interview for the Diagnostic and Statistical Manual of Mental Disorders—Fourth Edition—Research Version—Axis I Disorders* (MHSS-SCID), which is based on the 4th edition of the *Diagnostic and Statistical Manual of Mental Disorders* (DSM-IV). Any mental illness (AMI) includes adults with any mental disorder regardless of whether their disorder resulted in functional impairment. Serious mental illness (SMI) includes adults with any mental disorder that resulted in serious functional impairment.<sup>12</sup> Mental health services are defined as having received inpatient treatment/counseling or outpatient treatment/counseling or having used prescription medication for problems with emotions, nerves, or mental health. Respondents were not to include treatment for drug or alcohol use.<sup>13</sup> Respondents were asked, "At any time in the past 12 months, did you seriously think about trying to kill yourself?" If they answered "Yes," they were categorized as having serious thoughts of suicide in the past year.<sup>14</sup> Major depressive episode (MDE) is defined as in the 4th edition of the *Diagnostic and Statistical Manual of Mental Disorders* (DSM-IV), which specifies a period of at least 2 weeks when an individual experienced a depressed mood or loss of interest or pleasure in daily activities and had a majority of specified depression symptoms. There are minor wording differences in the questions in the adult and adolescent MDE modules. Therefore, data from youths aged 12 to 17 were not combined with data from adults aged 18 or older to produce an estimate for those aged 12 or older.

Source: SAMHSA, Center for Behavioral Health Statistics and Quality, National Survey on Drug Use and Health, 2015 and 2016.

Table A1. Outcomes, by Survey Year, for Which **Substate** Small Area Estimates Are Available

Measure	2002-2004	2004-2006	2006-2008	2008-2010	2010-2012	2012-2014	2014-2016
Illicit Drug Use in the Past Month	X	X	X	X	X	X	--
Marijuana Use in the Past Year	X	X	X	X	X	X	X
Marijuana Use in the Past Month	X	X	X	X	X	X	X
Perceptions of Great Risk from Smoking Marijuana Once a Month	X	X	X	X	X	X	--
First Use of Marijuana <sup>1</sup>	X	X	X	X	X	X	X
Illicit Drug Use Other Than Marijuana in the Past Month	X	X	X	X	X	X	--
Cocaine Use in the Past Year	X	X	X	X	X	X	X
Heroin Use in the Past Year	--	--	--	--	--	--	X
Nonmedical Use of Pain Relievers in the Past Year	X	X	X	X	X	X	--
Alcohol Use in the Past Month	X	X	X	X	X	X	X
Underage Past Month Use of Alcohol (among Individuals Aged 12 to 20)	X	X	X	X	X	X	X
Binge Alcohol Use in the Past Month	X	X	X	X	X	X	--
Underage Past Month Binge Alcohol Use (among Individuals Aged 12 to 20)	X	X	X	X	X	X	--
Perceptions of Great Risk from Having Five or More Drinks of an Alcoholic Beverage Once or Twice a Week	X	X	X	X	X	X	--
Tobacco Product Use in the Past Month	X	X	X	X	X	X	X
Cigarette Use in the Past Month	X	X	X	X	X	X	X
Perceptions of Great Risk from Smoking One or More Packs of Cigarettes per Day	X	X	X	X	X	X	--
Alcohol Use Disorder in the Past Year <sup>2</sup>	X	X	X	X	X	X	X
Alcohol Dependence in the Past Year <sup>2</sup>	X	X	X	X	X	X	--
Illicit Drug Use Disorder in the Past Year <sup>2</sup>	X	X	X	X	X	X	--
Illicit Drug Dependence in the Past Year <sup>2</sup>	X	X	X	X	X	X	--
Substance Use Disorder in the Past Year <sup>2</sup>	X	X	X	X	X	X	--
Needing but Not Receiving Treatment for Illicit Drug Use in the Past Year	X	X	X	X	X	X	--
Needing but Not Receiving Treatment for Alcohol Use in the Past Year	X	X	X	X	X	X	--
Serious Psychological Distress (SPD) in the Past Year <sup>3</sup>	X	X	--	--	--	--	--
Had at Least One Major Depressive Episode (MDE) in the Past Year <sup>4</sup>	--	X	X	X	X	X	X
Serious Mental Illness (SMI) in the Past Year <sup>5</sup>	--	--	--	X	X	X	X
Any Mental Illness (AMI) in the Past Year <sup>5</sup>	--	--	--	X	X	X	X
Received Mental Health Services in the Past Year	--	--	--	--	--	--	X
Had Serious Thoughts of Suicide in the Past Year	--	--	--	X	X	X	X

X = available; -- = not available.

See notes below.

## National Survey on Drug Use and Health (NSDUH)

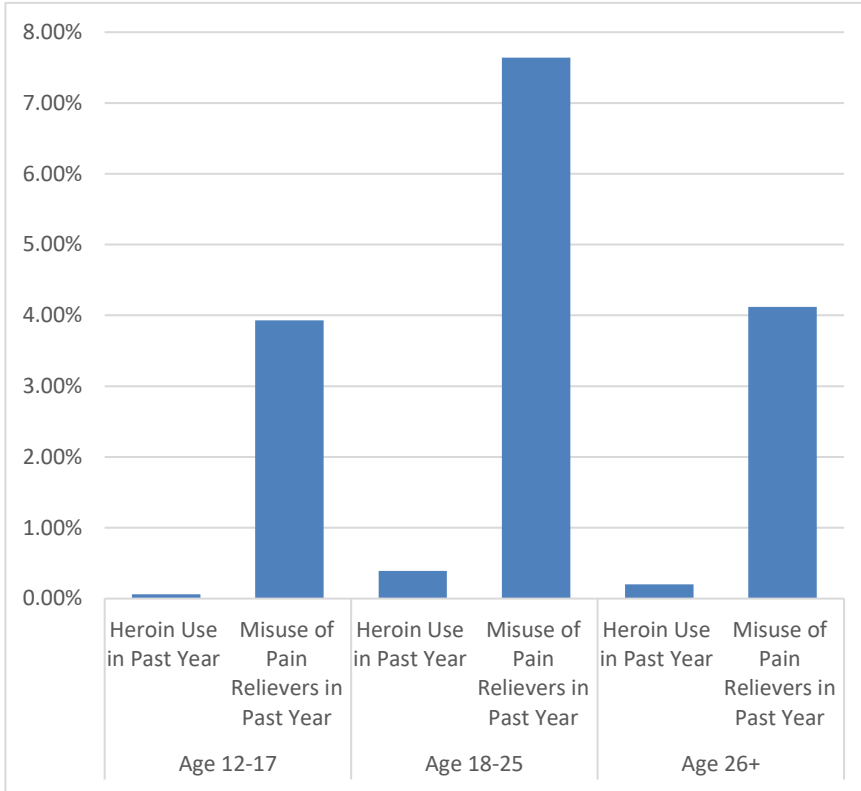
NOTE: The measures included in the 1999-2001 substate small area estimation (SAE) report are not included here. Because of the changes in the survey that took place in 2002, the 1999-2001 estimates are not comparable with the 2002-2004 or subsequent year estimates. Estimates using the combined 2002-2004, 2004-2006, and 2006-2008 data can be found at <https://www.samhsa.gov/data/>. Estimates using the combined 2008-2010, 2010-2012, and 2012-2014 data can also be found at <https://www.samhsa.gov/data/>.

- 1 The marijuana incidence definition used here employs a simpler form of the at-risk population based on the model-based methodology. This model-based average annual incidence rate for first use of marijuana is defined as follows: *Average annual initiation of marijuana (%)* =  $100 * \{ [X1 \div (0.5 * X1 + X2)] \div 2 \}$ , where *X1* is the number of marijuana initiates in the past 24 months and *X2* is the number of individuals who never used marijuana (with the at-risk population defined as  $0.5 * X1 + X2$ ). Both *X1* and *X2* are based on binary measures that correspond to questions with a "yes" or "no" response option. For details on calculating the average annual rate of first use of marijuana from NSDUH data, see Section B of the "2015-2016 NSDUH: Guide to State Tables and Summary of Small Area Estimation Methodology" at <https://www.samhsa.gov/data/>.
- 2 Substance use disorder is defined as meeting the criteria for illicit drug or alcohol dependence or abuse. Dependence or abuse is based on definitions found in the 4th edition of the *Diagnostic and Statistical Manual of Mental Disorders (DSM-IV)* (American Psychiatric Association, 1994). For more details, see Section B.4.2 in Appendix B of the 2012 NSDUH national findings report (Center for Behavioral Health Statistics and Quality [CBHSQ], 2013b).
- 3 Because of questionnaire changes, SPD estimates in 2002-2004 are not comparable with the 2004-2006 SPD estimates. For details, see Section B.7 of the report on *Substate Estimates from the 2004-2006 National Surveys on Drug Use and Health* (Office of Applied Studies [OAS], 2008). Additional questionnaire changes were made in 2008 that affected past year SPD trends. However, revised past year SPD measures were created for 2005 through 2007 that are comparable with the 2008 through 2016 past year SPD measure. Substate small area estimates for 2006-2008, 2008-2010, 2010-2012, 2012-2014, and 2014-2016 were not created for this measure.
- 4 Questions used to determine MDE were added in 2004. The 2004-2006 MDE estimates are not comparable with the 2006-2008 and subsequent year estimates. For details on MDE, see Sections B.4.2 and B.4.4 in Appendix B of the 2012 NSDUH mental health findings report (CBHSQ, 2013a).
- 5 The mental illness measures are based on a predictive model and are not direct measures of diagnostic status (i.e., a small subsample of the respondents received a clinical follow-up, and these responses along with questionnaire data were used to create predictive models for all of the respondents). For details about these measures and the predictive models, see Section B.4.3 in Appendix B of the 2012 NSDUH mental health findings report (CBHSQ, 2013a).

Source: SAMHSA, Center for Behavioral Health Statistics and Quality, National Surveys on Drug Use and Health, 2002-2016.

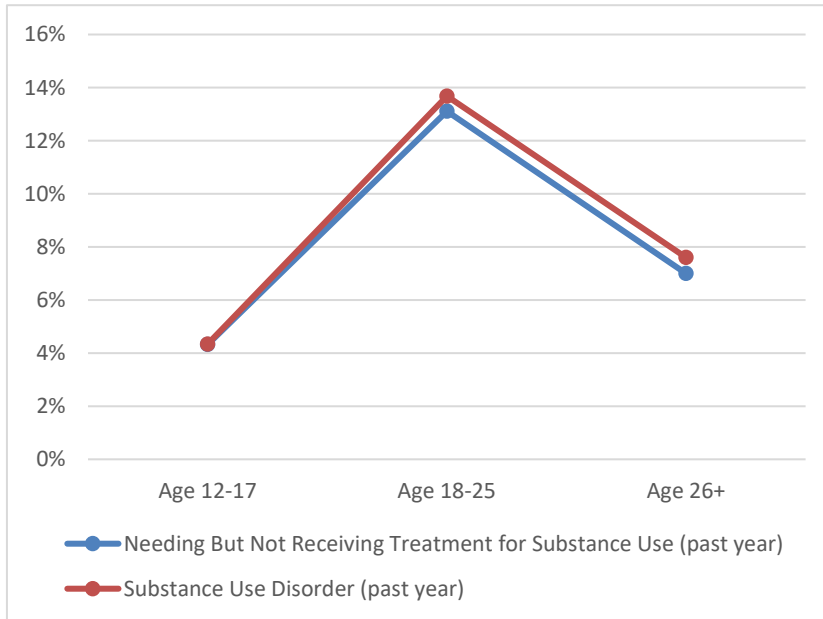
**DRAFT FOR DISCUSSION ONLY**

**Heroin Use and Misuse of Pain Relievers in the Past Year Among Residents of Louisiana by Age Group, During the Period 2015-2016 (NSDUH)**



Age Group / Indicator	Percent
<b>Age 12-17</b>	
Heroin Use in Past Year	0.06%
Misuse of Pain Relievers in Past Year	3.93%
<b>Age 18-25</b>	
Heroin Use in Past Year	0.39%
Misuse of Pain Relievers in Past Year	7.64%
<b>Age 26+</b>	
Heroin Use in Past Year	0.20%
Misuse of Pain Relievers in Past Year	4.12%

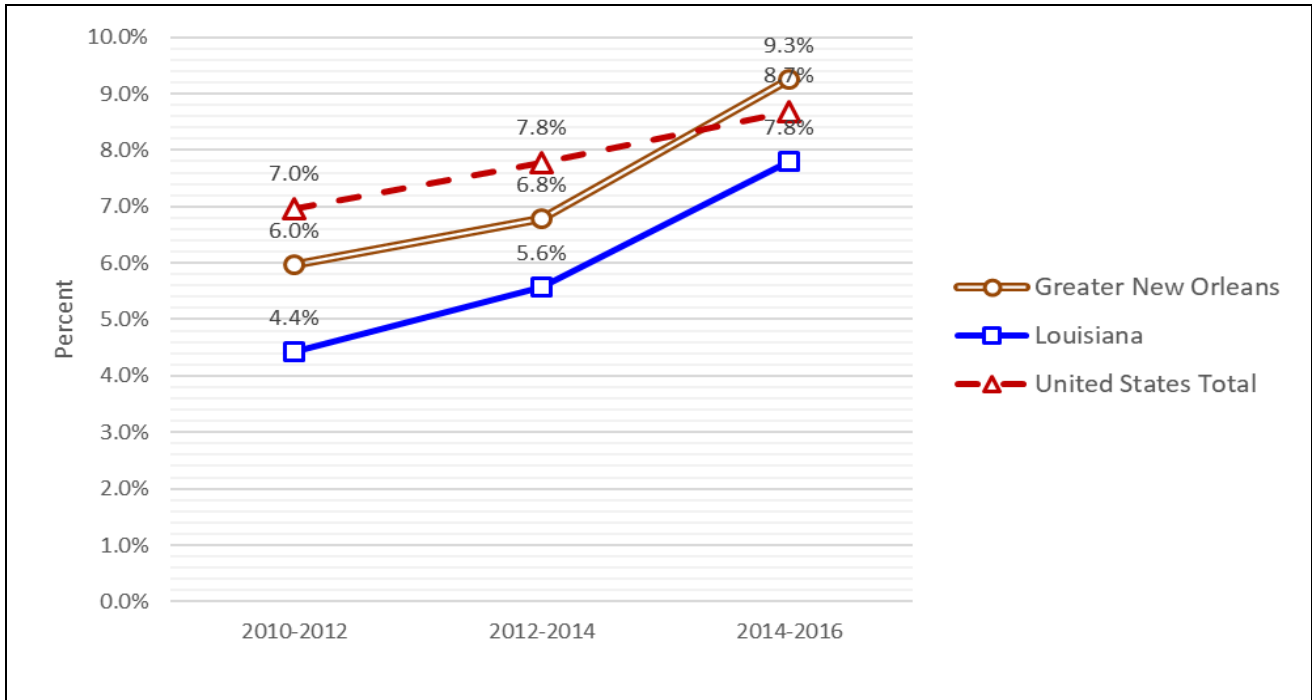
**Substance Use Disorders (SUDs) and Needing but Not Receiving Treatment for SUDs among Louisiana Residents by Age Groups for the Period 2015-2016 (NSDUH)**



Age Group	Needing But Not Receiving Treatment for Substance Use (past year)	Substance Use Disorder (past year)
Age 12-17	4.32%	4.34%
Age 18-25	13.11%	13.68%
Age 26+	7.00%	7.60%

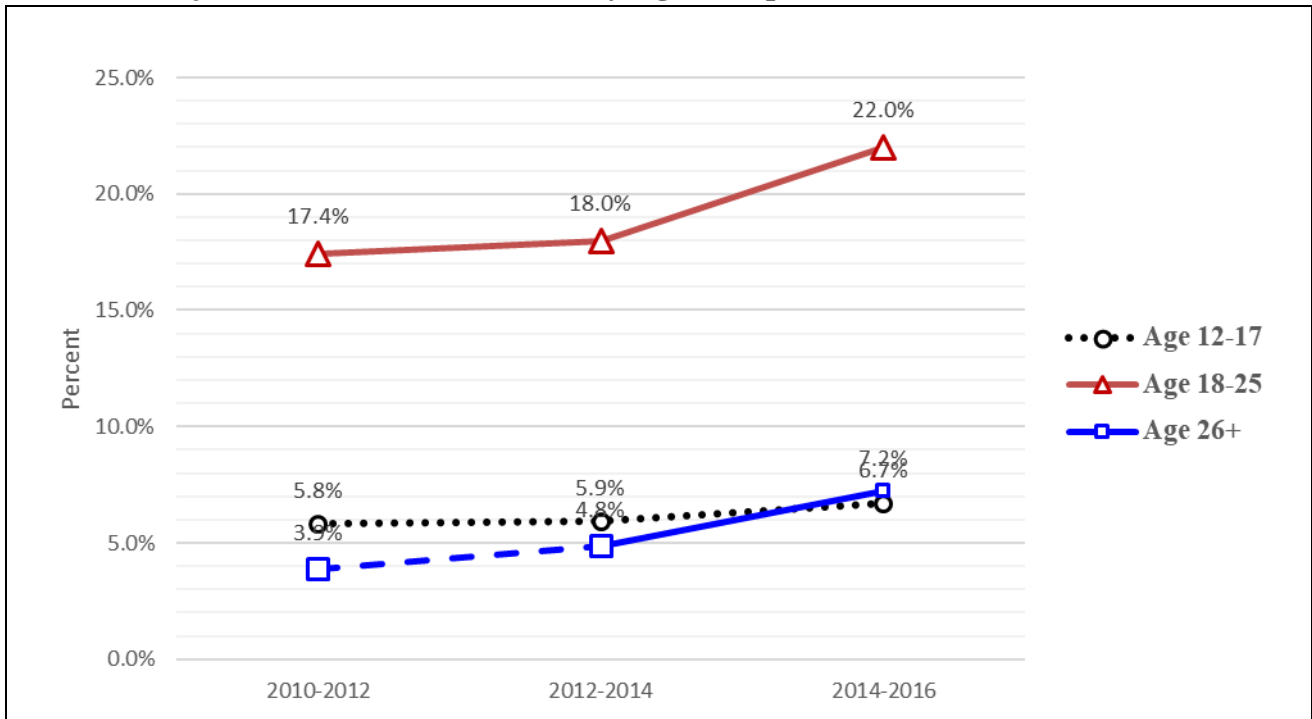
**DRAFT FOR DISCUSSION ONLY**

**B.3a: Marijuana Use in the Past Month for Adults Age 18 and Older (NSDUH)**



Source: *National Survey on Drug Use and Health* (NSDUH) reports and data are available for sub state planning areas at: <https://www.samhsa.gov/data/population-data-nsduh/reports?tab=38>

**B.3b: Marijuana Use in the Past Month by Age Group for Greater New Orleans (NSDUH)**



Source: *National Survey on Drug Use and Health* (NSDUH) reports and data are available for sub state planning areas at: <https://www.samhsa.gov/data/population-data-nsduh/reports?tab=38>